



**WMI WILDERNESS FIRST AID
AND
WILDERNESS FIRST RESPONDER RECERTIFICATION**

Sponsored by the Wilderness Medicine Institute of NOLS and Half Moon Bay Kayak Co.

DATES: July 11th and 12th 2009
COST: \$195.00 Tuition Only
LOCATION: Half Moon Bay, Ca

COURSE DESCRIPTION

Fast paced and hands-on, this two- or three-day course covers a wide range of wilderness medicine topics for people who travel in the outdoors. Whether spending time in the backcountry is your passion or your profession, you should never have to ask, "What do I do now?" On this course, you'll learn how to prepare for the unexpected. WMI's curriculum is unique and includes many advanced topics that other programs leave out such as dislocation reduction, focused spinal assessment and epinephrine administration. In just two days, you'll have the knowledge, skills and ability to make sound decisions in emergency situations. This course is ideal for trip leaders, camp staff, outdoor enthusiasts and individuals in remote locations. WMI's course is pre-approved by such organizations as the American Camping Association, the United States Forest Service, and other governmental agencies. This course does not include CPR.

WFR RECERTIFICATION REQUIREMENTS

If you hold a current Wilderness First Responder certification from WMI, SOLO, NOLS, OpEPA, WMA or WPT, you will receive a WMI WFR certification upon successful completion of your WFA or WFR Recert only course. Please bring a copy of your current certification if other than WMI. If you hold a current WFR certification from any other wilderness medicine organization you will receive a letter of course completion in lieu of a WMI WFR certification. This letter of completion may allow you to recertify with your original certifying organization. You must contact that organization prior to your WMI course to ensure that our course will meet their requirements for recertification.

All students are required to submit a photocopy of their WFR certification card on the first day of the course.

There is a one-year grace period for recertification of WMI cards. (Keep in mind that your certification is not current during this grace period and therefore can not work as a Wilderness First Responder.)

REGISTRATION/POLICIES

Tuition payment in full is required to reserve your spot in the course. Tuition is non-transferable. Tuition is payable by check (with driver's license number), Visa/MasterCard * or cash. The tuition fee covers textbooks, syllabus, equipment and certification cards. A full refund will be given if we are forced to cancel the course for any reason.

CANCELLATION AND REFUND POLICY

If a student cancels or withdraws from a course:

- Greater than or equal to 30 days prior to the course starting date, WMI will retain a \$35.00 administrative fee.
- Within 30 days of the course start date and once the course has begun, tuition is non-refundable as per the following:
- WFA, WFR-R, WMPP loss of full tuition.
- WFR, Wafa, WUMP loss of course deposit.



Acknowledgment and Assumption of Risks Release and Indemnity Agreement:

Please read the enclosed document very carefully as it affects your legal rights. We ask that you bring this signed document to the first day of the course. If you are a minor, a parent or guardian must sign the document. Failure to provide a signed document will result in you not being able to participate in the course. WMI participants, including minors, will have unsupervised free time throughout the course. Any activities during the free time are not part of the WMI program and are at the sole risk of the participant.

CLASS FORMAT/ EQUIPMENT

Check in is at 7:45 AM on the first day of the course. Course days run from 8:00am – 5:00pm. The format for the WFA/WFR Recert is classroom lectures integrated with practical scenarios. Scenarios, and practice sessions will take place both inside and outside. Please bring outdoor clothing appropriate for laying on the potentially wet, muddy or snowy, cold ground playing the role of both rescuer and patient. Frequently stage (moulage) blood and make-up will be used to emphasize the reality of a scenario. Generally the classroom environment lends itself to a pair of comfy shoes/slipper and a crazy creek-type chair. Please come equipped with a light day pack, waterproof top and bottom, light hiking boots, and layers well suited for spending time outside playing the role of patient and rescuer.

TRAVEL/DIRECTIONS: see attached map. . .

Half Moon Bay Kayak Co.
2 Johnson Pier
Half Moon Bay, Ca 94019
650-773-6101

LODGING/RECREATION

There is not a meal and lodging option for this course. Here is a list of numbers and links to get some lodging.

Half Moon Bay State Beach Campground: (about 5 min S of HMBKC)

http://www.parks.ca.gov/default.asp?page_id=531

PLEASE NOTE: Half Moon Bay State Beach Campground is now on the reservation system. Campsite reservations must be made through Reserve America by calling 1-800-444-PARK (7275) or through their website at www.reserveamerica.com.

The Harbor View Inn

<http://www.harbor-view-inn.com/>.

1800.886.6997

Montara Hostel (about 5 min North of HMBKC)

<http://sanfrancisco.citysearch.com/profile/11346261/>

650.728.7177

PETS ARE NOT ALLOWED AT THE TEACHING SITE. THIS INCLUDES LEASHING THEM OUTSIDE. NO EXCEPTIONS.

Any student bringing pets to class will be asked to leave class until the pet is safely situated in a kennel or other facility.

NO SMOKING OR ALCOHOL IS ALLOWED ON SITE



Please contact us with any questions or concerns you may have. Our office hours in HMB are:

7 Days a week, 9:00am - 5:00pm Pacific Time. Our on-site hours are Fri-Mon 9:00am - 5:00pm Pacific Time

Phone: 650-773-6101


Email: info@hmbkayak.com

Web site: <http://www.hmbkayak.com>

Half Moon Bay Kayak Co.  

[Write a review](#) - [more info »](#)

2 Johnson Pier
Half Moon Bay, CA 94019
(650) 773-6101
hmbkayak.com



[Get directions](#) - [Search nearby](#) -
[Zoom here](#) - [Save to My Maps](#) - [Send](#)
[Edit](#)

Directions: Pillar Point Harbor, Parking in lot C on the left.

From Hwy 92:
Go north on Highway 1, turn left at the fourth traffic light onto Capistrano Dr.
Take the next left into the Pillar Point Harbor and park in parking lot C, on your left.
We are located under the white tents a few yards away.

From San Francisco:
Go south on Highway 280. Take Highway 1 south to Pacifica. Drive past Pacifica
and over Devil's Slide. At the first traffic light after Devil's Slide, turn right on Capistrano Dr.
Take the next left into the Pillar Point Harbor and park in parking lot C, on your left.
We are located under the white tents a few yards away.